



M I N I - P O N T O O N S



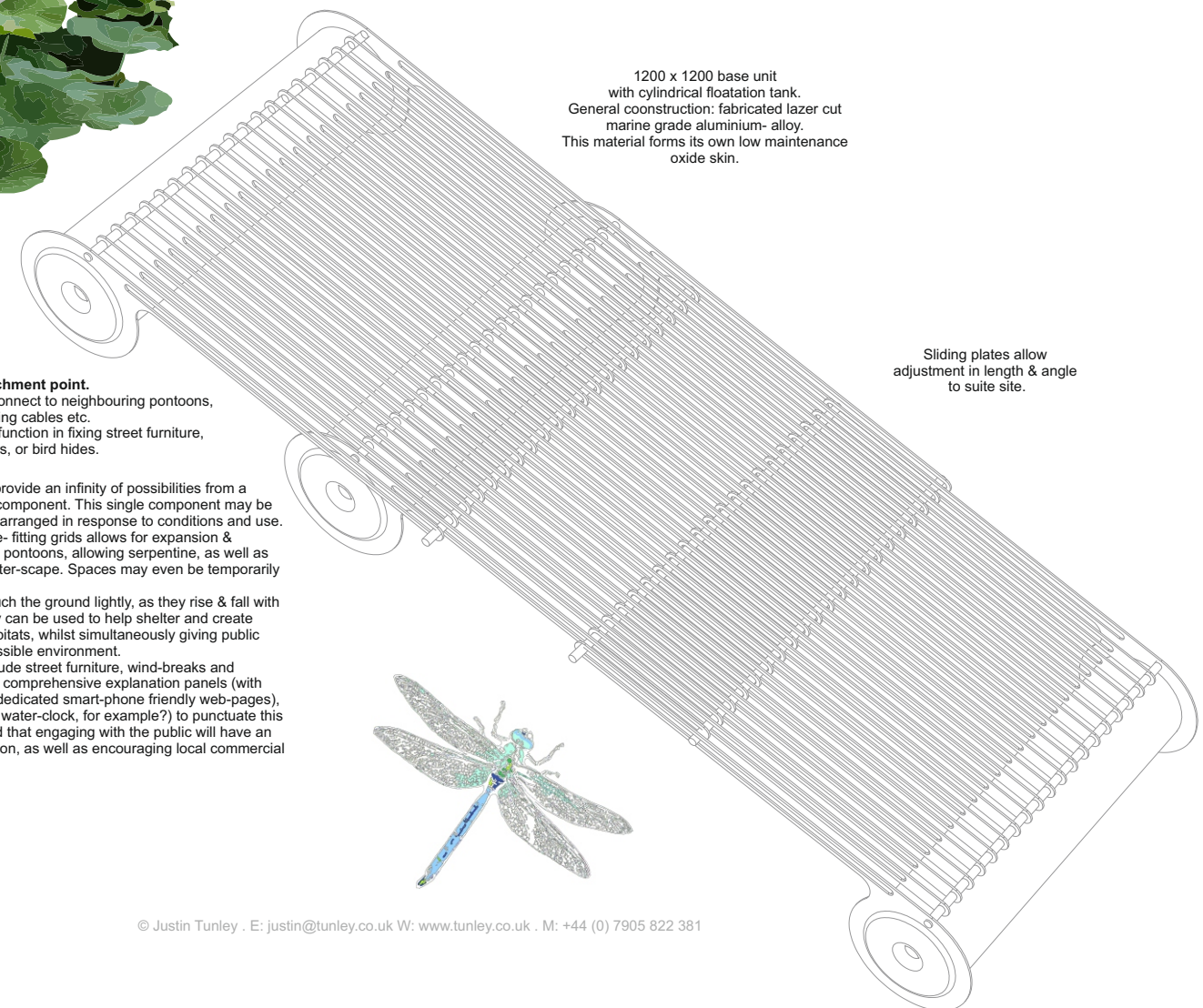
Pontoons used to create semi sheltered conditions to suite aquatic/ bog plants/ reed beds. By there nature, such environments are not normally accessible by foot.



The modular nature of this design allows sites to perpetually evolve.



Planting may grow under, or even through, the walkway, giving a more



1200 x 1200 base unit with cylindrical floatation tank. General coonstruction: fabricated lazer cut marine grade aluminium- alloy. This material forms its own low maintenance oxide skin.

Sliding plates allow adjustment in length & angle to suite site.

Attachment point.

These may be used to connect to neighbouring pontoons, mooring cables etc. They may also have a function in fixing street furniture, shelters, or bird hides.

The key to this design is to provide an infinity of possibilities from a single, easy to man-handle component. This single component may be duplicated, arranged and re-arranged in response to conditions and use. The use of deliberately loose- fitting grids allows for expansion & distortion between individual pontoons, allowing serpentine, as well as rectilinear patterns in the water-scape. Spaces may even be temporarily expanded for public events. Floating walkways would touch the ground lightly, as they rise & fall with changes in water level. They can be used to help shelter and create richly biodiverse wetland habitats, whilst simultaneously giving public access to a normally inaccessible environment. Possible enhancements include street furniture, wind-breaks and shelters, commercial kiosks, comprehensive explanation panels (with unique QR codes, linked to dedicated smart-phone friendly web-pages), & special features (maybe a water-clock, for example?) to punctuate this new environment. It is hoped that engaging with the public will have an invaluable educational function, as well as encouraging local commercial activity.

